

Solving Device Tree Issues

Use of device tree is mandatory for all new ARM systems. But the implementation of device tree has lagged behind the mandate. The first priority has been correct function. Lower priorities include device tree validation and facilities to debug device tree problems and errors. This talk will focus on the status of debug facilities, how to debug device tree issues, and debug tips and tricks. Suggestions will be provided to driver writers for how to implement drivers to ease troubleshooting.

Frank Rowand, Sony Mobile Communications

October 6, 2015

151006_0421

CAUTION

The material covered in this presentation is kernel version specific

Most information describes 3.16 - 4.3-rc3

In cases where arch specific code is involved, there will be a bias to looking at arch/arm/

Read this later

skip

Any slides with 'skip' in the upper right hand corner will be skipped over in my talk. They contain information that will be useful when the slides are used for reference.

Obligatory Outline

Device tree concepts

DT data life cycle

Comparing Device Tree Objects <----- skip if time short

- DT at different points in the life cycle
- the magic of dtdiff

Device Creation, Driver Binding

- dyndbg
- dt_stat
- dtdiff

Why this talk?

Debugging device tree problems is not easy.

Why this talk?

Debugging device tree problems is not easy.

- tools do not exist or are not sufficient
- error and warning message may not be available or helpful
- state data is not easy to access and correlate
- debug process is not well documented
- add your own reason here

Why this talk?

At the end of this talk, you will know how to:

- debug some common device tree problems
- access data to support the debug process

Debugging some types of device tree problems will be easier.

Chapter 1

Device tree concepts

why device tree?

A device tree describes hardware that can not be located by probing.

what is device tree?

“A device tree is a **tree data structure** with nodes that **describe the devices** in a system.”

“Each **node has property/value pairs** that **describe the characteristics of the device** being represented.”

(source: ePAPR v1.1)

Key vocabulary

node

- the tree structure
- contain properties and other nodes

property

- contains zero or more data values providing information about a node

Key vocabulary

skip

'compatible' property has pre-defined use

node '/':

- will be used to match a machine_desc entry

other nodes:

- will be used to match a driver
(slight simplification)

.dts - device tree source file

```
/ { /* incomplete .dts example */
    model = "Qualcomm APQ8074 Dragonboard";
    compatible = "qcom,apq8074-dragonboard";
    interrupt-parent = &intc;

    soc: soc {
        compatible = "simple-bus";

        intc: interrupt-controller@f9000000 {
            compatible = "qcom,msm-qgic2";
            interrupt-controller;
            reg = <0xf9000000 0x1000>,
                <0xf9002000 0x1000>; };

        console: serial@f991e000 {
            compatible = "qcom,msm-uartdm-v1.4", "qcom,msm-uartdm";
            reg = <0xf991e000 0x1000>;
            interrupts = <0 108 0x0>; };
    };
};
```

.dts - **Node** – a chunk of HW

```
/ {  
    model = "Qualcomm APQ8074 Dragonboard";  
    compatible = "qcom,apq8074-dragonboard";  
    interrupt-parent = <&intc>;  
  
    soc: soc {  
        compatible = "simple-bus";  
  
        intc: interrupt-controller@f9000000 {  
            compatible = "qcom,msm-qgic2";  
            interrupt-controller;  
            reg = <0xf9000000 0x1000>,  
                <0xf9002000 0x1000>; };  
  
        console: serial@f991e000 {  
            compatible = "qcom,msm-uartdm-v1.4", "qcom,msm-uartdm";  
            reg = <0xf991e000 0x1000>;  
            interrupts = <0 108 0x0>; };  
    };  
};
```

concept: variable path

.dts - **Property** – HW attribute

```
/ {  
    model = "Qualcomm APQ8074 Dragonboard";  
    compatible = "qcom,apq8074-dragonboard";  
    interrupt-parent = <&intc>;  
  
    soc: soc {  
        compatible = "simple-bus";  
  
        intc: interrupt-controller@f9000000 {  
            compatible = "qcom,msm-qgic2";  
            interrupt-controller;  
            reg = <0xf9000000 0x1000>,  
                <0xf9002000 0x1000>; };  
  
        console: serial@f991e000 {  
            compatible = "qcom,msm-uartdm-v1.4", "qcom,msm-uartdm";  
            reg = <0xf991e000 0x1000>;  
            interrupts = <0 108 0x0>; };  
    };  
};
```

concept: variable name

.dts - Value – HW attribute data

```
/ {  
    model = "Qualcomm APQ8074 Dragonboard";  
    compatible = "qcom,apq8074-dragonboard";  
    interrupt-parent = <&intc>;  
  
    soc: soc {  
        compatible = "simple-bus";  
  
        intc: interrupt-controller@f9000000 {  
            compatible = "qcom,msm-qgic2";  
            interrupt-controller;  
            reg = <0xf9000000 0x1000>,  
                <0xf9002000 0x1000>; };  
  
        console: serial@f991e000 {  
            compatible = "qcom,msm-uartdm-v1.4", "qcom,msm-uartdm";  
            reg = <0xf991e000 0x1000>;  
            interrupts = <0 108 0x0>; };  
    };  
};
```

concept: variable value

.dts - Reference

Thomas Pettazzoni's ELC 2014 talk “Device Tree For Dummies” is an excellent introduction to

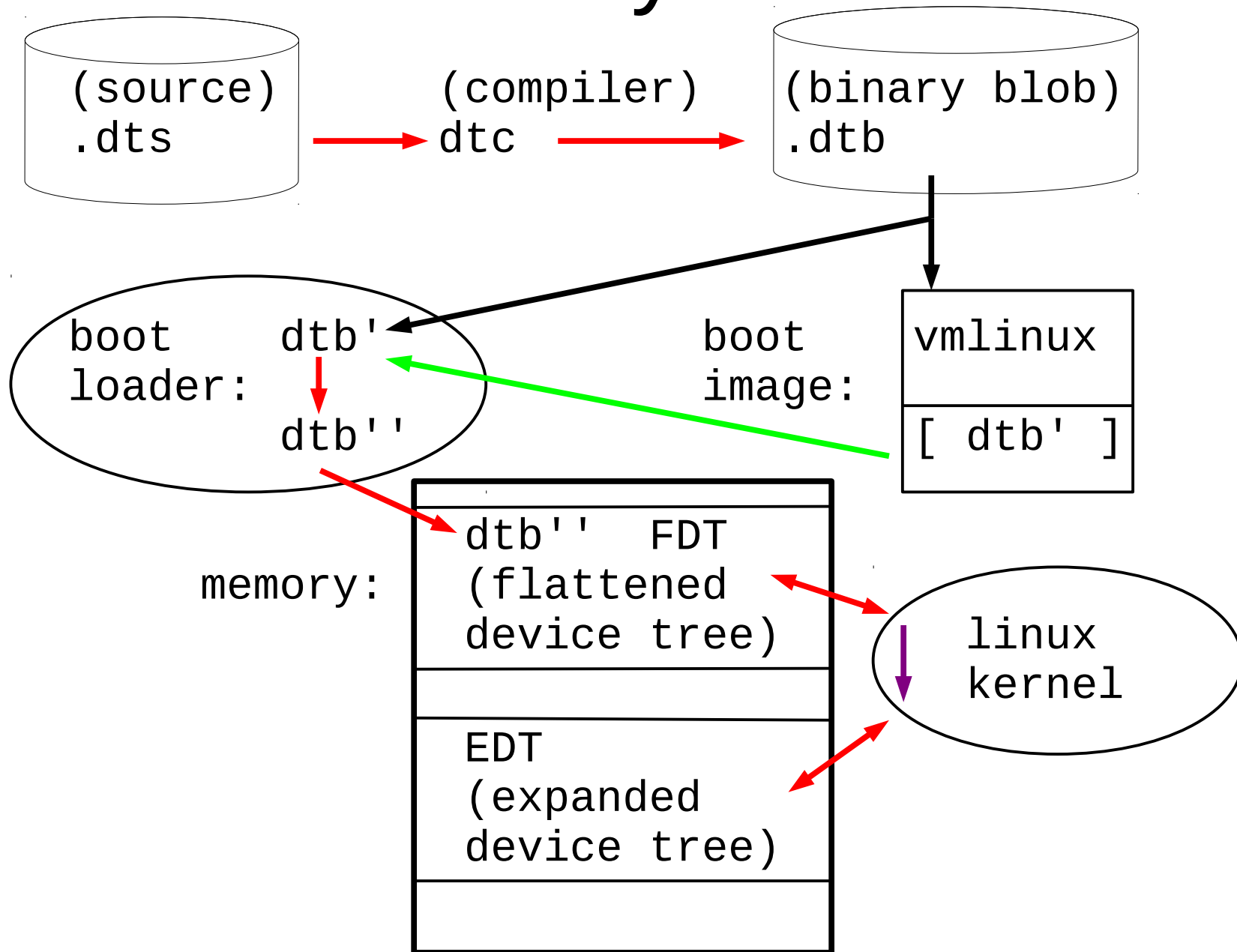
- device tree source
- boot loader mechanisms
- much more!

<http://elinux.org/images/f/f9/>

[Petazzoni-device-tree-dummies_0.pdf](#)

<https://www.youtube.com/watch?v=uzBwHFjJ0vU>

DT data life cycle and vocabulary



DT data life cycle

skip

dtc creates .dtb from .dts

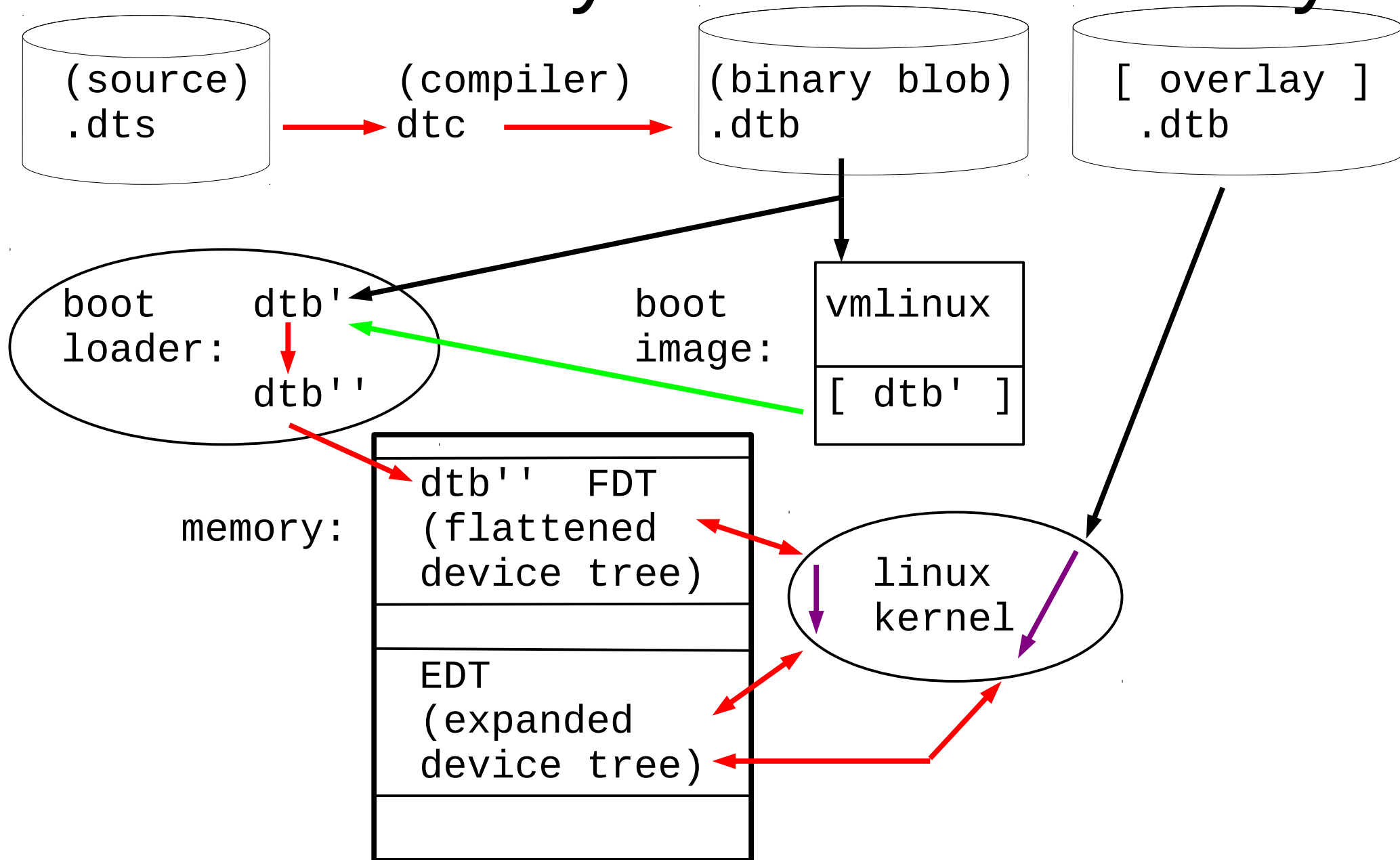
boot loader copies .dtb into memory FDT

Linux kernel reads FDT, creates Expanded DT

.dtb may be modified by
build process
boot loader

FDT and Expanded DT may be modified by
Linux kernel

DT data life cycle and vocabulary



DT data life cycle (overlay)

dtc creates .dtb from .dts and .dtsi

Linux kernel reads overlay, modifies Expanded DT

Overlay .dtb may be modified by
???

Expanded DT may be modified by
Linux kernel

**Overlay architecture and implementation
still under development.**

Chapter 2

Comparing Device Tree Objects

Skipping forward about 67 slides

The stuff I am skipping is valuable and interesting. But I had to choose a big section to leave out due to lack of time...

Suspicion

When debugging

I do not trust anything

I suspect everything

Suspicion

When debugging

I do not trust anything

I suspect everything

How do I know if my Expanded Device Tree matches what is in my device tree source?

Suspicion

When debugging

I do not trust anything

I suspect everything

How do I know if my Expanded Device Tree matches what is in my device tree source?

If I expected the bootloader to alter the .dtb, how do I verify the changes?

Compare DT source to EDT

```
$ dtdiff qcom-apq8074-dragonboard.dts base | wc -l  
282
```

\$ # lines added

```
$ dtdiff qcom-apq8074-dragonboard.dts base \  
| grep "^+" | wc -l  
39
```

\$ # lines removed

```
$ dtdiff qcom-apq8074-dragonboard.dts base \  
| grep "^-" | wc -l  
32
```

diff host device tree source with target EDT

Compare DT source to EDT

```
$ dtdiff qcom-apq8074-dragonboard.dts base | wc -l  
282
```

That is too big a diff to fit on one slide.

I will instead diff at different points in the DT data life cycle to see if I can create smaller diff results that will be easier to examine and understand.

Can I trust dtc?

```
$ dtdiff qcom-apq8074-dragonboard.dts \
        qcom-apq8074-dragonboard.dtb
@@ -13,2 +13,2 @@
-      kraitcc: clock-controller {
+      clock-controller {
@@ -30,7 +30,7 @@=
-      cpu0: cpu@0 {
+      cpu@0 {
```

... and many more ...

diff host device tree source with host .dtb

Can I trust dtc?

```
$ dttdiff qcom-apq8074-dragonboard.dts \  
          qcom-apq8074-dragonboard.dtb \  
          | grep "^+" | wc -l
```

31

```
$ dttdiff qcom-apq8074-dragonboard.dts \  
          qcom-apq8074-dragonboard.dtb \  
          | grep "^-" | wc -l
```

31

Same number of lines added and deleted in diff.

Visual inspection verifies that all changes are removing a label from a node.

Can I trust boot image build and the bootloader?

```
$ dtdiff qcom-apq8074-dragonboard.dtb dragon_sys_fdt
@@ -11,2 +11,5 @@
     chosen {
+         bootargs = "console=ttyMSM0,115200,n8 and
+         linux,initrd-end = <0x2918456>;
+         linux,initrd-start = <0x20000000>;
     };
@@ -147,5 +150,5 @@
     memory {
         device_type = "memory";
-        reg = <0x0 0x0>;
+        reg = <0x0 0x400000000 0x400000000 0x400000000>;
     };
```

diff host .dtb with target FDT

Can I trust Linux?

```
$ dtdiff dragon_sys_fdt base
@@ -7,2 +7,6 @@
+     __local_fixups__ {
+     };
+
+     aliases {
+         testcase-alias = "/testcase-data";
+     };

```

diff target FDT with target EDT

Full Disclosure

skip

- 1) The content of the previous diffs are modified so they will fit on slides.
- 2) I removed the /testcase-data node from the target EDT before each diff with the target EDT
The /testcase-data nodes will be present on the target if CONFIG_OF_UNITTEST=y

Resources

skip

See the entry for this talk on the “Resources” slide for more details on how to access the DT data at various stages of the build and boot process.

FDT and EDT are from the target system

FDT is `/sys/firmware/fdt`

EDT is `/proc/device-tree`

(currently a link to `/sys/firmware/devicetree/base`)

Takeaway

A diff tool exists to examine how the device tree data is modified in the build, boot loader, and boot process.

dtdiff

Wait a minute!!!

What is this tool?

Where do I get it?

Why don't I just use 'diff'?

dtdiff - What is this tool?

dtdiff compares device trees in various formats

- source (.dts and the .dtsi includes)
- dtb (binary blob)
- file system tree

For one source device tree

- pre-process include file directives and create resulting source (that is, converts .dts files and included .dtsi files into a single .dts)

dtdiff - Where do I get it?

It might be packaged for your distribution:

```
device-tree-compiler  
dtc
```

The maintainer's git repo:

```
git clone git://git.kernel.org/pub/scm/utils/dtc/dtc.git
```

dttdiff - Where do I get it?

dttdiff uses the dtc compiler to convert each input device tree to .dts format

Note that the Linux kernel build process uses its own version of the dtc compiler, built from the Linux kernel source tree:

```
 ${KBUILD_OUTPUT}/scripts/dtc/dtc
```

Make sure you use this version of dtc, not the version from your distro.

dtdiff - Where do I get it?

WARNING: the current version does not properly handle `#include` and `/include/` for `.dts` and `.dtsi` files in the normal locations in the Linux kernel source tree.

Work In Progress patch to fix this and to add the pre-process single `.dts` file feature is at:

http://elinux.org/Device_Tree_frowand

http://elinux.org/images/a/a3/Dtdiff_add_cpp.patch

dttdiff - Why don't I just use 'diff'?

Device tree .dtb files are binary files. diff does not work on binary files.

dtdiff - Why don't I just use 'diff'?

Device tree file system trees are nested directories containing a mix of ascii and binary files. You can normally use diff on ascii files but DT fs trees are produced from /proc/device-tree and are not '\n' terminated, so diff treats them as binary files (use diff -a or --text.)

dttdiff - Why don't I just use 'diff'?

Device tree .dts and .dtsi source files are ascii, similar to C .c and .h files. You can use diff!

dtdiff - Why don't I just use 'diff'?

real-life answer: Because dtdiff is

- so much better than diff
- easier to use than diff

Except in the rare cases where it hides information that you need!

dtdiff - Why don't I just use 'diff'?

The answer to this question is going to be a long meandering journey through many slides. I may speed through many of those slides today but suggest you read them later at your leisure.

dtdiff meander - how C compiles

```
$ cat v1/dup.c
#include <stdio.h>

const int model = 1;

main() {
    printf("model is: %d\n", model);
};

$ gcc v1/dup.c

$ ./a.out
model is: 1
```

dtdiff meander - how C compiles

```
$ diff -u v1/dup.c v2/dup.c
--- v1/dup.c
+++ v2/dup.c
@@ -1,6 +1,7 @@
    #include <stdio.h>

    const int model = 1;
+const int model = 2;

    main() {
        printf("model is: %d\n", model);
```

dt diff meander - how C compiles

```
$ gcc v2/dup.c
```

```
v2/dup.c:4:11: error: redefinition  
                    of 'model'
```

The C language does not allow redefinition of a variable.

dtDIFF meander - how dtc compiles

```
$ cat v1/test.dts
/dts-v1/;

/ {
    model = "model_1";
    compatible = "test";

    c {
        model = "model_c";
    };
};

/ {
    model = "model_3";
    compatible = "test";

    a {
        model = "model_a";
    };
};
```

dtc diff meander - how dtc compiles

1) **Compile** from `v1/test.dts` to `v1/test.dtb`

2) **De-compile** from `v1/test.dtb` to `v1/dcmp.dts`

```
$ dtc -O dtb -I dts -o v1/test.dtb v1/test.dts
```

```
$ dtc -O dts -I dtb -o v1/dcmp.dts v1/test.dtb
```

dtDIFF meander - how dtc compiles

```
$ cat v1/dcmp.dts
```

```
/dts-v1/;
```

```
/ {  
    model = "model_3";  
    compatible = "test";  
  
    c {  
        model = "model_c";  
    };  
  
    a {  
        model = "model_a";  
    };  
};
```

dtdiff meander - how dtc compiles

```
$ dtdiff v1/test.dts v1/test.dtb
```

```
$ dtdiff v1/test.dts v1/dcmp.dts
```

dtdiff says all 3 objects are the same

v1/test.dts **source**

v1/test.dtb **compiled from source**

v1/dcmp.dts **decompiled from .dtb**

dtcdiff meander - how dtc compiles

But diff knows the 'truth':

```
$ diff -u v1/test.dts v1/dcmp.dts
--- v1/test.dts
+++ v1/dcmp.dts
@@ -1,17 +1,12 @@
```

diff original .dts with decompiled .dtb

shows the transformations by the dtc compiler

dtdiff meander - how dtc compiles

```
/dts-v1/;
/ {
- model = "model_1";           <-- removes since redefined
+ model = "model_3";         <-- moved to top of node
  compatible = "test";

  c {
    model = "model_c";
  };
-};
-
- / {                           <-- collapses duplicate nodes
- model = "model_3";           <-- move to top of node
- compatible = "test";        <-- move to top of node and
                              <-- deletes 1st as redefined

  a {
    model = "model_a";
```

dtdiff meander - how dtc compiles

```
$ vimdiff test.dts dcmp.dts
```

```
/dts-v1/;
```

```
 / {
```

```
     model = "model_1";  
     compatible = "test";
```

```
     c {  
         model = "model_c";  
     };
```

```
};  
 / {
```

```
     model = "model_3";  
     compatible = "test";
```

```
     a {  
         model = "model_a";  
     };
```

```
};
```

```
/dts-v1/;
```

```
 / {
```

```
     model = "model_3";  
     compatible = "test";
```

```
     c {  
         model = "model_c";  
     };
```

```
-----  
-----  
-----  
-----
```

```
     a {  
         model = "model_a";  
     };
```

```
};
```

dtdiff meander - how dtc compiles

When a property at a given path occurs multiple times, the earlier values are discarded and the latest value encountered is used.

Redefinition of a property is not an error.

dtdiff meander - C vs dtc

C:

Redefinition of a variable initialization value
is an error

dtc meander - C vs dtc

dtc:

- .dtsi source file describes a HW object which may be used in many ways

When .dts includes a .dtsi, it may need to change the general HW description because of how it is used in the current system

Redefinition of properties is a critical and common pattern in DT source files

dtdiff meander - C vs dtc

Redefinition of properties in DT source files means the mental model for comparing two device trees is often different than for comparing the source files for two C programs.

dtdiff meander - node/property order

Example:

reverse the order of the two instances of node “/”

dtdiff meander - node/prop order

```
$ cat v1/test.dts
```


```
/dts-v1/;
```

```
/ {  
    model = "model_1";  
    compatible = "test";  
    c {  
        model = "model_c";  
    };  
};  
/ {  
    model = "model_3";  
    compatible = "test";  
    a {  
        model = "model_a";  
    };  
};
```

```
$ cat v2/test.dts
```

```
/dts-v1/;
```

```
/ {  
    model = "model_3";  
    compatible = "test";  
    a {  
        model = "model_a";  
    };  
};  
/ {  
    model = "model_1";  
    compatible = "test";  
    c {  
        model = "model_c";  
    };  
};
```



dtdiff meander - node/prop order

```
$ diff -u v1/test.dts v2/test.dts  
--- v1/test.dts  
+++ v2/test.dts  
@@ -1,19 +1,19 @@
```

diff of text files

result is cluttered
hard to determine impact
(see next slide).

dtdiff meander - node/prop order

```
@@ -1,19 +1,19 @@
 /dts-v1/;

 / {
- model = "model_1";
+ model = "model_3";
  compatible = "test";

- c {
-     model = "model_c";
+ a {
+     model = "model_a";
  };
};

 / {
- model = "model_3";
+ model = "model_1";
  compatible = "test";

- a {
-     model = "model_a";
+ c {
+     model = "model_c";
  };
};
```

dtdiff meander - node/prop order

diff of decompiled .dtb files

compile / decompile to remove redundant data

result is less cluttered,
easier to understand

(see next slide).

dtdiff meander - node/prop order

```
$ diff -u \  
> <(dtc -I dtb -O dts v1/test.dtb) \  
> <(dtc -I dtb -O dts v2/test.dtb) \  
--- /dev/fd/63  
+++ /dev/fd/62  
@@ -1,14 +1,14 @@  
 /dts-v1/;  
  
 / {  
- model = "model_3";  
+ model = "model_1";  
  compatible = "test";  
  
- c {  
-   model = "model_c";  
- };  
-  
  a {  
    model = "model_a";  
  };  
+  
+ c {  
+   model = "model_c";  
+ };  
};
```

dtdiff meander - node/prop order

diff of decompiled .dtb files

add a sort to the decompile step

result is much less cluttered,
easier to understand

(see next slide).

dtdiff meander - node/prop order

```
$ diff -u \  
>      <(dtc -I dtb -O dts -s v1/test.dtb) \  
>      <(dtc -I dtb -O dts -s v2/test.dtb) \  
--- /dev/fd/63  
+++ /dev/fd/62  
@@ -2,7 +2,7 @@  
 / {  
     compatible = "test";  
-    model = "model_3";  
+    model = "model_1";  
  
     a {  
         model = "model_a";
```

dtdiff meander - node/prop order

dtdiff adds a sort to the decompile step

same result as final previous 'diff'
result is much less cluttered,
easier to understand

(see next slide).

dtdiff meander - node/prop order

```
$ dtdiff v1/test.dts v2/test.dts
--- /dev/fd/63
+++ /dev/fd/62
@@ -2,7 +2,7 @@
 / {
     compatible = "test";
-   model = "model_3";
+   model = "model_1";
     a {
         model = "model_a";
```

dtdiff meander - node/prop order

dtdiff adds a sort to the decompile step

******* RED FLAG *******

Sometimes order in Expanded DT does matter!!!

If you are debugging a problem related to device creation or driver binding ordering then you may want to be aware of changes of node order. (Use dtdiff “-u” option)

dtdiff meander - node/prop order

The previous examples of two instances of the same node in the same file are somewhat contrived.

But multiple instances of a node in a compilation unit is an extremely common pattern because of the conventions for using .dtsi files.

dtdiff meander - .dtsi convention

```
$ cat v1/acme_hub_full.dtsi
/dts-v1/;
/include/ "acme_serial.dtsi"
/include/ "acme_modem.dtsi"
```

<--- common platform

```
$ cat v1/acme_serial.dtsi
/ {
    serial {
        compatible = "acme,serial-card";
        port_type = "rs-232";
        ports = < 6 >;
        status = "disabled";
    };
};
```

<--- optional serial subsystem

```
$ cat v1/acme_modem.dtsi
/ {
    modem {
        compatible = "acme,modem-card";
        baud = < 9600 >;
        ports = < 12 >;
        status = "disabled";
    };
};
```

<--- optional modem subsystem

dt diff meander - .dtsi convention

```
$ cat v1/acme_hub_full.dtsi <-- common platform  
/dts-v1/;  
/include/ "acme_serial.dtsi"  
/include/ "acme_modem.dtsi"
```

```
$ cat v1/acme_serial.dtsi <-- optional subsys  
/  
 {  
   serial {  
     compatible = "acme,serial-card";  
     port_type = "rs-232";  
     ports = < 6 >;  
     status = "disabled";  
   };  
};
```

dt diff meander - .dtsi convention

System .dts – **enable and customize** HW blocks

```
$ cat v1/acme_hub_cheap.dts
/include/ "acme_hub_full.dtsi"
/ {
    compatible = "acme,hub-cheap";
    serial {
        ports = < 3 >;
        status = "ok";
    };
};
```

dtcdiff meander - .dtsi conventions

```
$ dtc v1/acme_hub_cheap.dts
/dts-v1/;

/ {
    compatible = "acme,hub-cheap";

    serial {
        compatible = "acme,serial-card";
        port_type = "rs-232";
        ports = <0x3>;
        status = "ok";
    };

    modem {
        compatible = "acme,modem-card";
        baud = <0x2580>;
        ports = <0xc>;
        status = "disabled";
    };
};
```

dtddiff - Why don't I just use 'diff'?

... and thus ends
the long meander

Exercise for the advanced student

Is there a need to extend the tools and techniques from this section for use with overlays?

Takeaway

- There are many ways that a device tree can be changed between the original source and the Extended DT in Linux kernel memory.
- DT includes suggest a different mental model than for C language includes, when investigating
- dtdiff is a powerful tool for investigating changes, but may hide important changes
- In some cases diff is more useful than dtdiff

`.dtb <--- .dts` (from where?)

Where did that come from???

`.dtb <--- .dts` (from where?)

A common problem that `dtc` does not solve:

A property is defined (and re-defined) in multiple `.dts` and `.dtsi` files.

Which of the many source locations is the one that ends up in the `.dtb`?

`.dtb <--- .dts` (from where?)

current solution:

scan the cpp output, from bottom to top, for the cpp comment that provides the file name for the dts fragment of interest

`.dtb <--- .dts` (from where?)

current solution:

scan the cpp output, from bottom to top, for the cpp comment that provides the file name for the dts fragment of interest

cpp output is available at

`${KBUILD_OUTPUT}/arch/${ARCH}/boot/dts/.XXX.dtb.dts.tmp`

(for XXX.dtb)

.dtb <--- .dts (from where?)

current solution:

example, where does the value of 'status' come from for pm8941_coincell?

```
# 2 ".../arch/arm/boot/dts/qcom-pm8941.dtsi" 2
```

```
...
```

```
pm8941_coincell: qcom,coincell@2800 {  
    compatible = "qcom,pm8941-coincell";  
    reg = <0x2800>;  
    status = "disabled";
```

```
...
```

```
# 4 ".../arch/arm/boot/dts/qcom-apq8074-dragonboard.dts" 2
```

```
...
```

```
&pm8941_coincell {  
    status = "ok";
```

`.dtb <--- .dts` (from where?)

current solution:

scan the cpp output, from bottom to top, ...
for the dts fragment of interest

Incomplete solution:

- `dtc /include/` directive not processed before this file is created
- Intelligence required when searching.
For example, multiple labels may be attached to the node of interest.

.dtb <--- .dts (from where?)

possible future solution:

\$ make XXX.dtb

=====>

**dtc --annotate -O dts **

**-o \${KBUILD_OUTPUT}/arch/\${ARCH}/boot/dts/.XXX.annotate.dts.tmp
\${KBUILD_OUTPUT}/arch/\${ARCH}/boot/dts/.XXX.dtb.dts.tmp**

Subject: [RFC PATCH v5 0/2]

dtc: dts source location annotation

To: devicetree-compiler

Date: Wed, 30 Sep 2015

.dtb <--- .dts (from where?)

possible future solution: **.XXX.annotate.dts.tmp**

```
pm8941_coincell: qcom,coincell@2800 { /* /local/nobackup/src/git_linus/linux--4.2-rc5/arch/arm/boot/dts/qcom-apq8074-dragonboard.dts:70 */
    compatible = "qcom,pm8941-coincell"; /* /local/nobackup/src/git_linus/linux--4.2-rc5/arch/arm/boot/dts/qcom-pm8941.dtsi:14 */
    reg = <0x2800>; /* /local/nobackup/src/git_linus/linux--4.2-rc5/arch/arm/boot/dts/qcom-pm8941.dtsi:15 */
    status = "ok"; /* /local/nobackup/src/git_linus/linux--4.2-rc5/arch/arm/boot/dts/qcom-apq8074-dragonboard.dts:71 */
    qcom,rset-ohms = <0x834>; /* /local/nobackup/src/git_linus/linux--4.2-rc5/arch/arm/boot/dts/qcom-apq8074-dragonboard.dts:72 */
    qcom,vset-millivolts = <0xbb8>; /* /local/nobackup/src/git_linus/linux--4.2-rc5/arch/arm/boot/dts/qcom-apq8074-dragonboard.dts:73 */
    qcom,charge-enable; /* /local/nobackup/src/git_linus/linux--4.2-rc5/arch/arm/boot/dts/qcom-apq8074-dragonboard.dts:74 */
}; /* /local/nobackup/src/git_linus/linux--4.2-rc5/arch/arm/boot/dts/qcom-apq8074-dragonboard.dts:75 */
```

.dtb <--- .dts (from where?)

skip

possible future solution: **.XXX.annotate.dts.tmp**

```
pm8941_coincell: qcom,coincell@2800 { /* /local/nobackup/src/git_linus
    compatible = "qcom,pm8941-coincell"; /* /local/nobackup/src/git_lin
    reg = <0x2800>; /* /local/nobackup/src/git_linus/linux--4.2-rc5/arch
    status = "ok"; /* /local/nobackup/src/git_linus/linux--4.2-rc5/arch
    qcom,rset-ohms = <0x834>; /* /local/nobackup/src/git_linus/linux--4
    qcom,vset-millivolts = <0xbb8>; /* /local/nobackup/src/git_linus/li
    qcom,charge-enable; /* /local/nobackup/src/git_linus/linux--4.2-rc5
}; /* /local/nobackup/src/git_linus/linux--4.2-rc5/arch/arm/boot/dts/c
```

.dtb <--- .dts (from where?)

possible future solution: .XXX.annotate.dts.tmp

```
pm8941_coincell: qcom,coincell@2800 {  
    /* /local/nobackup/src/git_linus/linux--4.2-rc5/  
    arch/arm/boot/dts/qcom-apq8074-dragonboard.dts:70 */
```


`.dtb <--- .dts` (from where?)

skip

possible future solution:

Remove the clutter by removing the leading components of the file path

```
$ cat make_kernel_source_path  
/local/nobackup/src/git_linus/linux--4.2-rc5
```

```
$ cat .XXX.dtb.annotate.dts.tmp \  
| sed "s|`cat make_kernel_source_path`/||g" \  
| sed "s|arch/${ARCH}/boot/dts|\\$dts|"
```

`.dtb <--- .dts` (from where?)

skip

possible future solution:

Remove the clutter by removing the leading components of the file path

Commands on the previous slide are equivalent to:

```
$ cat .XXX.dtb.annotate.dts.tmp | strip_dts_make_path
```

.dtb <--- .dts (from where?)

possible future solution:

example, where does the value of 'status' come from for pm8941_coincell?

```
cat arch/arm/boot/dts/.XXX.dtb.annotate.dts.tmp \  
| strip_dts_make_path
```

```
cat arch/arm/boot/dts/.qcom-apq8074-dragonboard.dtb.annotate.dts.tmp \  
| strip_dts_make_path
```

.dtb ---> .dts

possible future solution:

example, where does the value of 'status' come from for pm8941_coincell?

```
/*
 * dts="/local/nobackup/src/git_linus/linux--4.2-rc5/arch/arm/boot/dts/"
 */

pm8941_coincell: qcom,coincell@2800 { /* $dts/qcom-apq8074-dragonboard.dts:71
    compatible = "qcom,pm8941-coincell"; /* $dts/qcom-pm8941-coincell.dts:15
    reg = <0x2800>; /* $dts/qcom-pm8941.dtsi:15 */
    status = "ok"; /* $dts/qcom-apq8074-dragonboard.dts:71
    qcom,rset-ohms = <0x834>; /* $dts/qcom-apq8074-dragonboard.dts:72
    qcom,vset-millivolts = <0xbb8>; /* $dts/qcom-apq8074-dragonboard.dts:73
    qcom,charge-enable; /* $dts/qcom-apq8074-dragonboard.dts:74
}; /* $dts/qcom-apq8074-dragonboard.dts:75 */
```

Skipped to HERE

(go back)

Chapter 3

Debugging Boot Problems

Examples of what can go wrong while trying to:

- create devices
- register drivers
- bind drivers to devices

I will provide

- some examples of failures at various stages
 - tools and techniques to investigate
-

DT kernel boot - Reference

Frank Rowand's ELCE 2014 talk:

devicetree:

Kernel Internals and Practical Troubleshooting

http://elinux.org/ELC_Europe_2014_Presentations

My pseudocode conventions skip

Will obviously fail to compile

Will usually not show function arguments

Each level of indention indicated either
body of control statement (if, while, etc)
entry into function listed on previous line

Double indentation indicates an intervening
level of function call is not shown

Will often leave out many details or fabricate
specific details in the interest of simplicity

extremely simplified boot

```
start_kernel()
  pr_notice("%s", linux_banner)
  setup_arch()
    unflatten_device_tree()
  pr_notice("Kernel command line: %s\n", ...)
  init_IRQ()
  ...
  time_init()
  ...
  rest_init()
    kernel_thread(kernel_init, ...)
    kernel_init()
    do_initcalls()
    // device creation, driver binding
```

Takeaway

`do_initcalls()` is where

- devices are created
- drivers are registered
- drivers are bound to devices

Initcalls

skip

Initcalls occur in this order:

```
char *initcall_level_names[] = {  
    "early",  
    "core",  
    "postcore",  
    "arch",  
    "subsys",  
    "fs",  
    "device",  
    "late",  
}
```

initcall - of_platform_populate() skip

```
of_platform_populate(, NULL,,,)  
  for each child of DT root node  
    rc = of_platform_bus_create(child, matches, lookup, parent, true)  
    if (node has no 'compatible' property)  
      return  
    auxdata = lookup[X], where:  
      # lookup[X]->compatible matches node compatible property  
      # lookup[X]->phys_addr matches node resource 0 start  
    if (auxdata)  
      bus_id = auxdata->name  
      platform_data = auxdata->platform_data  
    dev = of_platform_device_create_pdata(, bus_id, platform_data, )  
    dev = of_device_alloc(np, bus_id, parent)  
    dev->dev.bus = &platform_bus_type  
    dev->dev.platform_data = platform_data  
    of_device_add(dev)  
      bus_probe_device()  
      ret = bus_for_each_drv(, , __device_attach)  
      error = __device_attach()  
      if (!driver_match_device()) return 0  
      return driver_probe_device()  
    if (node 'compatible' property != "simple-bus")  
      return 0  
    for_each_child_of_node(bus, child)  
      rc = of_platform_bus_create()  
      if (rc) break  
  if (rc) break
```

initcall - of_platform_populate()skip

```
of_platform_populate(, NULL,,, ) /* lookup is NULL */
    for each child of DT root node
        rc = of_platform_bus_create(child, )
        if (node has no 'compatible' property)
            return
```

<< create platform device for node >>

<< try to bind a driver to device >>

```
    if (node 'compatible' property != "simple-bus")
        return 0
    for_each_child_of_node(bus, child)
        rc = of_platform_bus_create(child, )
        if (rc) break
if (rc) break
```

```
<< create platform device for node >>  
<< try to bind a driver to device >>
```

skip

```
auxdata = lookup[X], with matches:  
    lookup[X]->compatible == node 'compatible' property  
    lookup[X]->phys_addr == node resource 0 start  
if (auxdata)  
    bus_id = auxdata->name  
    platform_data = auxdata->platform_data  
dev = of_platform_device_create_pdata(, bus_id,  
                                       platform_data, )  
  
dev = of_device_alloc(, bus_id, )  
dev->dev.bus = &platform_bus_type  
dev->dev.platform_data = platform_data  
of_device_add(dev)  
    bus_probe_device()  
        ret = bus_for_each_drv(, , __device_attach)  
        error = __device_attach()  
            if (!driver_match_device())  
                return 0  
        return driver_probe_device()
```

initcall - of_platform_populate() skip

platform device created for

- children of root node
- recursively for deeper nodes if 'compatible' property == "simple-bus"

platform device not created if

- node has no 'compatible' property

initcall - of_platform_populate()skip

Drivers may be bound to the devices during platform device creation if

- the driver called platform_driver_register() from a core_initcall() or a postcore_initcall()
- the driver called platform_driver_register() from an arch_initcall() that was called before of_platform_populate()

Creating other devices

skip

Devices that are not platform devices were not created by `of_platform_populate()`.

These devices are typically non-discoverable devices sitting on more remote busses.

For example:

- i2c
- SoC specific busses

Creating other devices

skip

Devices that are not platform devices were not created by `of_platform_populate()`.

These devices are typically created by the bus driver probe function

Non-platform devices

skip

When a bus controller driver probe function creates the devices on its bus, the device creation will result in the device probe function being called if the device driver has already been registered.

Note the potential interleaving between device creation and driver binding

[What got skipped]

When does driver attempt to bind to device?

- When the driver is registered
 - if the device already exists
- When the device is created
 - if the driver is already registered
- If deferred on the first attempt, then again later.

Chapter 3.1

Debugging Boot Problems

Examples of what can go wrong while trying to:

- **create devices**
- register drivers
- bind driver to device

dt_node_info

Another new tool

What is this tool?

Where do I get it?

dt_node_info - What is this tool?

/proc/device-tree and /sys/devices provide visibility into the state and data of

- Flattened Device Tree
- Expanded Device Tree
- Devices

dt_node_info - What is this tool?

/proc/device-tree and /sys/devices provide visibility into the state and data of

- Flattened Device Tree
- Expanded Device Tree
- Devices

dt_stat script to probe this information to
 create various reports

dt_node_info packages the information from
dt_stat in an easy to scan summary

dt_node_info - Where do I get it?

Work In Progress patch is at:

http://elinux.org/Device_Tree_frowand

http://elinux.org/images/a/a3/Dt_stat.patch

Dependency:

requires device tree information to be present in sysfs

Tested:

only on Linux 4.1-rc2, 4.2-rc5 dragonboard

Might work as early as Linux 3.17. Please let me know if it works for you on versions before 4.1.

dt_stat - usage:

```
$ dt_stat --help
```

usage:

dt_stat

-h	synonym for --help
-help	synonym for --help
--help	print this message and exit
--d	report devices
--n	report nodes
--nb	report nodes bound to a driver
--nd	report nodes with a device
--nxb	report nodes not bound to a driver
--nxd	report nodes without a device

dt_stat - usage:

skip

Reports about nodes in /proc/device-tree/
Nodes without a compatible string are not reported

data fields reported:

--d	Device Node
--n	Node Compatible
--nb	Node Compatible
--nd	Node Compatible Device Driver
--nxb	Node Compatible
--nxd	Node Compatible

dt_stat - example --nb

skip

```
$ dt_stat --nb
/clock-controller qcom,krait-cc-v2
/cpu-pmu qcom,krait-pmu
/soc/clock-controller@fc400000 qcom,gcc-msm8974
/soc/clock-controller@fd8c0000 qcom,mmcc-msm8974
/soc/i2c@f9967000 qcom,i2c-qup-v2.1.1
/soc/pinctrl@fd510000 qcom,msm8974-pinctrl
/soc/restart@fc4ab000 qcom,pshold
/soc/rng@f9bff000 qcom,prng
/soc/sdhci@f9824900 qcom,sdhci-msm-v4
/soc/serial@f991e000 qcom,msm-uartdm-v1.4qcom,msm-uartdm
/soc/spmi@fc4cf000 qcom,spmi-pmic-arb
/soc/spmi@fc4cf000/pm8841@4 qcom,spmi-pmic
/soc/spmi@fc4cf000/pm8841@5 qcom,spmi-pmic
/soc/spmi@fc4cf000/pm8941@0 qcom,spmi-pmic
/soc/spmi@fc4cf000/pm8941@0/qcom,coincell@2800 qcom,pm894
/soc/spmi@fc4cf000/pm8941@1 qcom,spmi-pmic
```

dt_stat - example --nd

skip

```
$ dt_stat --nd
/clock-controller qcom,krait-cc-v2 /sys/devices/platform/clock-controller clock-krait
/cpu-pmu qcom,krait-pmu /sys/devices/platform/cpu-pmu arm-pmu
/soc/clock-controller@fc400000 qcom,gcc-msm8974 /sys/devices/platform/soc/fc400000.clock-controller gcc-msm8974
/soc/clock-controller@fd8c0000 qcom,mmcc-msm8974 /sys/devices/platform/soc/fd8c0000.clock-controller mmcc-msm8974
/soc/i2c@f9967000 qcom,i2c-qup-v2.1.1 /sys/devices/platform/soc/f9967000.i2c i2c_qup
/soc/pinctrl@fd510000 qcom,msm8974-pinctrl /sys/devices/platform/soc/fd510000.pinctrl msm8x74-pinctrl
/soc/restart@fc4ab000 qcom,pshold /sys/devices/platform/soc/fc4ab000.restart msm-restart
/soc/rng@f9bff000 qcom,prng /sys/devices/platform/soc/f9bff000.rng msm_rng
/soc/sdhci@f9824900 qcom,sdhci-msm-v4 /sys/devices/platform/soc/f9824900.sdhci sdhci_msm
/soc/serial@f991e000 qcom,msm-uartdm-v1.4qcom,msm-uartdm /sys/devices/platform/soc/f991e000.serial msm_serial
/soc/spmi@fc4cf000 qcom,spmi-pmic-arb /sys/devices/platform/soc/fc4cf000.spmi spmi_pmic_arb
/soc/spmi@fc4cf000/pm8841@4 qcom,spmi-pmic /sys/devices/platform/soc/fc4cf000.spmi/spmi-0/0-04 pmic-spmi
/soc/spmi@fc4cf000/pm8841@5 qcom,spmi-pmic /sys/devices/platform/soc/fc4cf000.spmi/spmi-0/0-05 pmic-spmi
/soc/spmi@fc4cf000/pm8941@0 qcom,spmi-pmic /sys/devices/platform/soc/fc4cf000.spmi/spmi-0/0-00 pmic-spmi
/soc/spmi@fc4cf000/pm8941@0/qcom,coincell@2800 qcom,pm8941-coincell /sys/devices/platform/soc/fc4cf000.spmi/spmi-0/0-00
/fc4cf000.spmi:pm8941@0:qcom,coincell@2800 qcom,pm8941-coincell
/soc/spmi@fc4cf000/pm8941@1 qcom,spmi-pmic /sys/devices/platform/soc/fc4cf000.spmi/spmi-0/0-01 pmic-spmi
qcom,apq8074-dragonboardqcom,apq8074 /sys/devices/platform/alarmtimer alarmtimer
qcom,apq8074-dragonboardqcom,apq8074 /sys/devices/platform/reg-dummy reg-dummy
qcom,apq8074-dragonboardqcom,apq8074 /sys/devices/platform/snd-soc-dummy snd-soc-dummy
qcom,apq8074-dragonboardqcom,apq8074 /sys/devices/platform/soc/f9824900.sdhci/mmc_host/mmc0/mmc0:0001 mmcblk
```

dt_stat - example --nd

skip

```
$ dt_stat --nd
/clock-controller qcom,krait-cc-v2 /sys/devices/platform/clock-controller cloc
/cpu-pmu qcom,krait-pmu /sys/devices/platform/cpu-pmu arm-pmu
/soc/clock-controller@fc400000 qcom,gcc-msm8974 /sys/devices/platform/soc/fc40
/soc/clock-controller@fd8c0000 qcom,mmcc-msm8974 /sys/devices/platform/soc/fd8
/soc/i2c@f9967000 qcom,i2c-qup-v2.1.1 /sys/devices/platform/soc/f9967000.i2c i
/soc/pinctrl@fd510000 qcom,msm8974-pinctrl /sys/devices/platform/soc/fd510000.
/soc/restart@fc4ab000 qcom,pshold /sys/devices/platform/soc/fc4ab000.restart m
/soc/rng@f9bfff000 qcom,prng /sys/devices/platform/soc/f9bfff000.rng msm_rng
/soc/sdhci@f9824900 qcom,sdhci-msm-v4 /sys/devices/platform/soc/f9824900.sdhci
/soc/serial@f991e000 qcom,msm-uartdm-v1.4qcom,msm-uartdm /sys/devices/platform
/soc/spmi@fc4cf000 qcom,spmi-pmic-arb /sys/devices/platform/soc/fc4cf000.spmi
/soc/spmi@fc4cf000/pm8841@4 qcom,spmi-pmic /sys/devices/platform/soc/fc4cf000.
/soc/spmi@fc4cf000/pm8841@5 qcom,spmi-pmic /sys/devices/platform/soc/fc4cf000.
/soc/spmi@fc4cf000/pm8941@0 qcom,spmi-pmic /sys/devices/platform/soc/fc4cf000.
/soc/spmi@fc4cf000/pm8941@0/qcom,coincell@2800 qcom,pm8941-coincell /sys/devic
/fc4cf000.spmi:pm8941@0:qcom,coincell@2800 qcom,pm8941-coincell
/soc/spmi@fc4cf000/pm8941@1 qcom,spmi-pmic /sys/devices/platform/soc/fc4cf000.
qcom,apq8074-dragonboardqcom,apq8074 /sys/devices/platform/alarmtimer alarmtim
qcom,apq8074-dragonboardqcom,apq8074 /sys/devices/platform/reg-dummy reg-dummy
qcom,apq8074-dragonboardqcom,apq8074 /sys/devices/platform/snd-soc-dummy snd-s
qcom,apq8074-dragonboardqcom,apq8074 /sys/devices/platform/soc/f9824900.sdhci/
```

dt_stat - example --nxb

skip

```
$ dt_stat --nxb
/cpus/cpu@0 qcom,krait
/cpus/cpu@1 qcom,krait
/cpus/cpu@2 qcom,krait
/cpus/cpu@3 qcom,krait
/cpus/idle-states/spc qcom,idle-state-spcarm,idle-state
/cpus/l2-cache cache
/cpus/spmi@fc4cf000 qcom,spmi-pmic-arb
/cpus/spmi@fc4cf000/pm8841@4 qcom,pm8841
/cpus/spmi@fc4cf000/pm8841@5 qcom,pm8841
/cpus/spmi@fc4cf000/pm8941@0 qcom,pm8941
/cpus/spmi@fc4cf000/pm8941@1 qcom,pm8941
/soc simple-bus
/soc/clock-controller@f9016000 qcom,hfp11
/soc/clock-controller@f9088000 qcom,kpss-acc-v2
/soc/clock-controller@f908a000 qcom,hfp11
/soc/clock-controller@f9098000 qcom,kpss-acc-v2
```

dt_stat - example --nxd

skip

```
$ dt_stat --nxd
/cpus/idle-states/spc qcom, idle-state-spcarm, idle-state
/cpus/l2-cache cache
/cpus/spmi@fc4cf000 qcom, spmi-pmic-arb
/cpus/spmi@fc4cf000/pm8841@4 qcom, pm8841
/cpus/spmi@fc4cf000/pm8841@5 qcom, pm8841
/cpus/spmi@fc4cf000/pm8941@0 qcom, pm8941
/cpus/spmi@fc4cf000/pm8941@1 qcom, pm8941
/soc/sdhci@f98a4900 qcom, sdhci-msm-v4
```


Debugging Boot Problems

As promised many slides ago (before getting sidetracked with `dt_node_info` and `dt_stat`):

I will provide

- some examples of failures at various stages
- tools and techniques to investigate

Lather, Rinse, Repeat

example build / boot / test cycle

- configure kernel
- build kernel
- build .dtb
- create boot image
- install boot image
- boot kernel

For my example target system, the .dtb is placed in the boot image

Problem - device not created

```
$ dt_node_info coincell
```

```
==== devices
```

```
==== nodes
```

```
/soc/spmi@fc4cf000/pm8941@0/qcom,coincell@2800 qcom,
```

```
==== nodes bound to a driver
```

```
==== nodes with a device
```

```
==== nodes not bound to a driver
```

```
/soc/spmi@fc4cf000/pm8941@0/qcom,coincell@2800 qcom,
```

```
==== nodes without a device
```

```
/soc/spmi@fc4cf000/pm8941@0/qcom,coincell@2800 qcom,
```

Look at Expanded DT

Are there any errors in the source .dts?

- 1) `copy /proc/device-tree` from target system to `base/` on host system
- 2) `decompile base/`
`$ dtdiff base`

Look at Expanded DT

```
pm8941@0 {  
    #address-cells = <0x1>;  
    #size-cells = <0x0>;  
    compatible = "qcom,spmi-pmic";  
    reg = <0x0 0x0>;  
  
    qcom,coincell@2800 {  
        compatible = "qcom,pm8941-coincell";  
        qcom,charge-enable;  
        qcom,rset-ohms = <0x834>;  
        qcom,vset-millivolts = <0xbb8>;  
        reg = <0x2800>;  
        status = "disabled";  
        stratus = "ok";  
    };  
};
```

Look at Expanded DT

```
qcom,coincell@2800 {  
    compatible = "qcom,pm8941-coincell";  
    qcom,charge-enable;  
    qcom,rset-ohms = <0x834>;  
    qcom,vset-millivolts = <0xbb8>;  
    reg = <0x2800>;  
    status = "disabled";  
    stratus = "ok";  
};
```

Problem - device not created

FIX and try again

Fix typo in .dts

Find location of typo

Look in:

```
 ${KBUILD_OUTPUT}/  
 .qcom-apq8074-dragonboard.dtb.annotate.dts.tmp
```

```
# dts="arch/arm/boot/dts/"
```

```
...
```

```
pm8941_coincell: qcom,coincell@2800 { /* $dts/qcom-apq8074-dragonboard.dts:71 */  
    compatible = "qcom,pm8941-coincell"; /* $dts/qcom-pm8941.dtsi:15 */  
    reg = <0x2800>; /* $dts/qcom-pm8941.dtsi:15 */  
    status = "disabled"; /* $dts/qcom-pm8941.dtsi:16 */  
    stratus = "ok"; /* $dts/qcom-apq8074-dragonboard.dts:71 */  
    qcom,rset-ohms = <0x834>; /* $dts/qcom-apq8074-dragonboard.dts:74 */  
    qcom,vset-millivolts = <0xbb8>; /* $dts/qcom-apq8074-dragonboard.dts:74 */  
    qcom,charge-enable; /* $dts/qcom-apq8074-dragonboard.dts:74 */  
}; /* $dts/qcom-apq8074-dragonboard.dts:75 */
```


Lather, Rinse, Repeat

configure kernel
build kernel
build .dtb
create boot image
install boot image
boot kernel

Fixed - device not created

```
$ dt_node_info coincell
==== devices
/sys/devices/platform/soc/fc4cf000.spmi/spmi-0/0-00/

==== nodes
/soc/spmi@fc4cf000/pm8941@0/qcom,coincell@2800 qcom,

==== nodes bound to a driver

==== nodes with a device
/soc/spmi@fc4cf000/pm8941@0/qcom,coincell@2800 qcom,

==== nodes not bound to a driver
/soc/spmi@fc4cf000/pm8941@0/qcom,coincell@2800 qcom,

==== nodes without a device
```

Chapter 3.2

Debugging Boot Problems

What can go wrong while trying to:

- create devices
- **register drivers**
- **bind drivers to devices**

initcall - // driver binding

skip

```
platform_driver_register()
    driver_register()
        while (dev = iterate over devices on the platform_bus)
            if (!driver_match_device()) return 0
            if (dev->driver) return 0
            driver_probe_device()
                really_probe(dev, drv)
                    ret = pinctrl_bind_pins(dev)
                    if (ret)
                        goto probe_failed
                    if (dev->bus->probe)
                        ret = dev->bus->probe(dev)
                        if (ret) goto probe_failed
                    else if (drv->probe)
                        ret = drv->probe(dev)
                        if (ret) goto probe_failed
                driver_bound(dev)
                driver_deferred_probe_trigger()
                if (dev->bus)
                    blocking_notifier_call_chain()
```

initcall - // driver binding

skip

Reformatting the previous slide to make it more readable (see next slide)

initcall - // driver binding

skip

```
platform_driver_register()
    while (dev = iterate over devices on platform_bus)
        if (!driver_match_device()) return 0
        if (dev->driver) return 0
        driver_probe_device()
            really_probe(dev, drv)
                ret = pinctrl_bind_pins(dev)
                if (ret)
                    goto probe_failed
                if (dev->bus->probe)
                    ret = dev->bus->probe(dev)
                    if (ret) goto probe_failed
                else if (drv->probe)
                    ret = drv->probe(dev)
                    if (ret) goto probe_failed
            driver_bound(dev)
                driver_deferred_probe_trigger()
                if (...) blocking_notifier_call_chain()
```

Problem - driver not bound

skip

Many possible problems may result in driver not binding to the device.

Will debug several problems...

Problem - driver not bound (1)

```
$ dt_node_info coincell
```

```
==== devices
```

```
/sys/devices/platform/soc/fc4cf000.spmi/spmi-0/0-00/
```

```
==== nodes
```

```
/soc/spmi@fc4cf000/pm8941@0/qcom,coincell@2800 qcom,
```

```
==== nodes bound to a driver
```

```
==== nodes with a device
```

```
/soc/spmi@fc4cf000/pm8941@0/qcom,coincell@2800 qcom,
```

```
==== nodes not bound to a driver
```

```
/soc/spmi@fc4cf000/pm8941@0/qcom,coincell@2800 qcom,
```

```
==== nodes without a device
```


Problem - driver not bound (1) skip

```
$ dt_node_info coincell
```

```
===== devices
```

```
/sys/devices/platform/soc/fc4cf000.spmi/spmi-0/0-00/
```

Output from dt_node_info truncated on the right.

Most slides showing dt_node_info output will be truncated in this manner.

Problem - driver not bound (1)

Was the driver configured into the kernel?

Device tree node in the .dts file:

```
pm8941_coincell: qcom,coincell@2800 {  
    compatible = "qcom,pm8941-coincell";  
    reg = <0x2800>;  
    status = "disabled";  
};
```

Search for compatible = "qcom,pm8941-coincell"
in the kernel source

Problem - driver not bound (1)

Search for compatible = "qcom,pm8941-coincell" in the kernel source

```
$ git grep "qcom,pm8941-coincell"
```

```
arch/arm/boot/dts/qcom-pm8941.dtsi:                compatible = "qcom,pm8941-coincell", "qcom,pm8941-coincell";
drivers/misc/qcom-coincell.c:    { .compatible = "qcom,pm8941-coincell", },
drivers/misc/qcom-coincell.c:    .name = "qcom,pm8941-coincell"
(END)
```

driver is drivers/misc/qcom-coincell.c

Search drivers/misc/Makefile for the config option to compile the driver

Problem - driver not bound (1)

Search for the config option to compile the driver.

```
$ grep qcom-coincell drivers/misc/Makefile  
obj-$(CONFIG_QCOM_COINCELL) += qcom-coincell.o
```

Problem - driver not bound (1)

Search for the config option to compile the driver. Is it enabled?

```
$ grep qcom-coincell drivers/misc/Makefile  
obj-$(CONFIG_QCOM_COINCELL) += qcom-coincell.o
```

```
$ grep CONFIG_QCOM_COINCELL ${KBUILD_OUTPUT}/.config  
# CONFIG_QCOM_COINCELL is not set
```

Problem - driver not bound (1)

FIX and try again

Enable config option for the driver

```
$ grep CONFIG_QCOM_COINCELL ${KBUILD_OUTPUT}/.config  
CONFIG_QCOM_COINCELL=y
```

Lather, Rinse, Repeat

configure kernel
build kernel
build .dtb
create boot image
install boot image
boot kernel

Sidetrack

Q. Why is there no tool to generate a list of config options required by a device tree?

A. There have been attempts...
It is not trivial to totally automate.

Sidetrack

Proof of concept tool

```
$ dt_to_config \  
    arch/arm/boot/dts/qcom-apq8074-dragonboard.dts \  
    > dragon_config_info
```

```
$ grep -i coin dragon_config_info  
# node qcom,coincell@2800 : ok : compatible qcom,pm8941-coincell : driver drivers/misc/qcom-coincell.c : CONFIG_QCOM_COINCELL  
# node qcom,coincell@2800 : error : compatible pm8941-coincell : driver not found : no config
```

```
# node qcom,coincell@2800  
: ok  
: compatible qcom,pm8941-coincell  
: driver drivers/misc/qcom-coincell.c  
: CONFIG_QCOM_COINCELL
```

Sidetrack

skip

Proof of concept tool

```
$ dt_to_config \  
  arch/arm/boot/dts/qcom-apq8074-dragonboard.dts \  
  | cut -d":" \  
  | grep -i coin dragon_config  
CONFIG_QCOM_COINCELL
```

Sidetrack

skip

Proof of concept tool

```
$ dt_to_config -a ${KBUILD_OUTPUT}/.config \  
    arch/arm/boot/dts/qcom-apq8074-dragonboard.dts \  
    | cut -d":" -f5
```

CONFIG_QCOM_COINCELL

Problem - driver not bound (2)

```
$ dt_node_info coincell
```

```
==== devices
```

```
/sys/devices/platform/soc/fc4cf000.spmi/spmi-0/0-00/
```

```
==== nodes
```

```
/soc/spmi@fc4cf000/pm8941@0/qcom,coincell@2800 qcom,
```

```
==== nodes bound to a driver
```

```
==== nodes with a device
```

```
/soc/spmi@fc4cf000/pm8941@0/qcom,coincell@2800 qcom,
```

```
==== nodes not bound to a driver
```

```
/soc/spmi@fc4cf000/pm8941@0/qcom,coincell@2800 qcom,
```

```
==== nodes without a device
```

Problem - driver not bound (2)

Was the driver registered at boot?

----- Target system -----

Kernel command line: `debug`

`dyndbg="func bus_add_driver +p"`

Assumptions

skip

Kernel command line:

```
dyndbg="func bus_add_driver +p"
```

'dyndbg' requires CONFIG_DYNAMIC_DEBUG=y

'debug' may be used to set the loglevel so debug messages appear on the console

CONFIG_MESSAGE_LOGLEVEL_DEFAULT may also be used to set the loglevel

The dmesg command can be used to print the debug messages.

Lather, Rinse, Repeat

configure kernel*

build kernel*

build .dtb

create boot image*

install boot image

boot kernel

*if kernel command line built into kernel

Problem - driver not bound (2)

Was the driver registered at boot?

----- Target system -----

```
$ dmesg | grep coin
```

```
$ dmesg | grep "add driver"
```

```
bus: 'platform': add driver CCI-400 PMU
```

```
bus: 'platform': add driver CCI-400
```

```
...
```


Problem - driver not bound (2)

Was the driver registered at boot?

----- Host system -----

```
$ grep qcom_coincell System.map
```

```
$
```

Look for driver registration in source code

Problem - driver not bound (2)

Was the driver registered at boot?

Cause: no driver registration in source code

Problem - driver not bound (2) skip

FIX and try again

Add driver registration in source code

```
static const struct of_device_id qcom_coincell_match_table[] = {
    { .compatible = "qcom,pm8941-coincell", },
    {}
};
```

```
MODULE_DEVICE_TABLE(of, qcom_coincell_match_table);
```

```
static struct platform_driver qcom_coincell_driver = {
    .driver = {
        .name          = "qcom,pm8941-coincell",
        .of_match_table = qcom_coincell_match_table,
    },
    .probe             = qcom_coincell_probe,
};
```

```
module_platform_driver(qcom_coincell_driver);
```

Problem - driver not bound (2) skip

Partial list of subsystem #defines to register driver:

```
module_acpi_driver()
module_amba_driver()
module_comedi_pci_driver()
module_comedi_pcmcia_driver()
module_comedi_usb_driver()
module_fsl_mc_driver()
module_gameport_driver()
module_hda_codec_driver()
module_hid_driver()
module_i2c_driver()
module_mcb_driver()
module_mipi_dsi_driver()
module_mips_cdmm_driver()
module_pci_driver()
module_pcmcia_driver()
module_phy_driver()
module_platform_driver()
module_pnp_driver()
module_qcom_smd_driver()
module_serio_driver()
module_snd_seq_driver()
module_spi_driver()
module_spmi_driver()
module_usb_driver()
module_usb_serial_driver()
module_virtio_driver()
```

Problem - driver not bound (2) skip

Some drivers are registered with a direct call to `driver_register()`.

Problem - driver not bound (2)

FIX and try again

Add driver registration in source code

```
module_platform_driver(qcom_coincell_driver);
```

Lather, Rinse, Repeat

configure kernel

build kernel

build .dtb

create boot image

install boot image

boot kernel

Problem - driver not bound (2)

Verify that the probe function is in the kernel:

```
$ grep qcom_coincell System.map
c054f880 t qcom_coincell_probe
c078ea28 r qcom_coincell_match_table
c09cec8c t qcom_coincell_driver_init
c09e5d64 t qcom_coincell_driver_exit
c09f2f18 t __initcall_qcom_coincell_driver_init6
c0a4153c d qcom_coincell_driver
```


Problem - driver not bound (3)

```
$ dt_node_info coincell
```

```
==== devices
```

```
/sys/devices/platform/soc/fc4cf000.spmi/spmi-0/0-00/
```

```
==== nodes
```

```
/soc/spmi@fc4cf000/pm8941@0/qcom,coincell@2800 qcom,
```

```
==== nodes bound to a driver
```

```
==== nodes with a device
```

```
/soc/spmi@fc4cf000/pm8941@0/qcom,coincell@2800 qcom,
```

```
==== nodes not bound to a driver
```

```
/soc/spmi@fc4cf000/pm8941@0/qcom,coincell@2800 qcom,
```

```
==== nodes without a device
```

Problem - driver not bound (3)

Was the driver probe successful at boot?

Kernel command line:

```
dyndbg="func bus_add_driver +p"  
dyndbg="func really_probe +p"
```

Lather, Rinse, Repeat

configure kernel
build kernel
build .dtb
create boot image*
install boot image
boot kernel

*if kernel command line baked into boot image

Problem - driver not bound (3)

Was the driver probe successful at boot?

----- Target system -----

```
$ dmesg | grep coin
```

```
bus: 'platform': add driver qcom,pm8941-coincell
```

```
bus: 'platform': really_probe: probing driver qcom,pm8941-coincell  
with device fc4cf000.spmi:pm8941@0:qcom,coincell@2800
```

```
qcom,pm8941-coincell: probe of fc4cf000.spmi:pm8941@0:qcom,  
coincell@2800 failed with error -22
```

Problem - driver not bound (3)

qcom,pm8941-coincell: **probe** of ...
failed with error -22

include/uapi/asm-generic/errno-base.h:

```
#define EINVAL      22    /* Invalid argument */
```

```
$ grep EINVAL drivers/misc/qcom-coincell.c  
    return -EINVAL;  
    return -EINVAL;  
    return -EINVAL;
```

Problem - driver not bound (3)

```
$ grep EINVAL drivers/misc/qcom-coincell.c  
    return -EINVAL;  
    return -EINVAL;  
    return -EINVAL;
```

Debug strategy (1):

Add `printk()` for each `EINVAL` return.

Problem - driver not bound (3) ~~skip~~

Debug strategy (1):

Add `printk()` for each `EINVAL` return.

There are some alternatives to `printk()`, eg:

- read the C source, follow all possible paths returning error values, examine the decompiled EDT to see if missing or existing properties would trigger the error
- `trace_printk()`
- kernel debugger breakpoint
- kernel debugger tracepoint

To keep the slides concise, I will only use `printk()`.

Lather, Rinse, Repeat

configure kernel
build kernel
build .dtb
create boot image
install boot image
boot kernel

Problem - driver not bound (3)

Debug strategy (1):

Add `printk()` for each `EINVAL` return.

Result:

None of the `printk()` occur.

Problem - driver not bound (3)

qcom_coincell_probe() calls several other functions which may return errors. The common pattern is:

```
rc = xxx();  
if (rc)  
    return rc;
```

Debug strategy (2):

Add printk() for each rc return.

Lather, Rinse, Repeat

configure kernel
build kernel
build .dtb
create boot image
install boot image
boot kernel

Problem - driver not bound (3)

Debug strategy (2):

Add `printk()` for each `rc` return.

Result:

The error is returned from:

```
rc = of_property_read_u32(node,  
                           "qcom,rset-ohms",  
                           &rset);
```

EINVAL is many call levels deep

This type of error is hard to find by reading source

```
of_property_read_u32()  
    of_property_read_u32_array()  
        val = of_find_property_value_of_size()  
            *prop = of_find_property()  
                if (!prop):  
                    return ERR_PTR(-EINVAL)  
        if (IS_ERR(val))  
            return PTR_ERR(val)
```

Problem - driver not bound (3)

NOT A FIX - show how to improve the error message before fixing

Add precise error message to driver:

```
rc = of_property_read_u32(node,
                          "qcom,rset-ohms", &rset);
if (rc) {
    dev_err(chgr->dev,
           "can't find 'qcom,rset-ohms' in DT block");
    return rc;
};
```

Lather, Rinse, Repeat

configure kernel

build kernel

build .dtb

create boot image

install boot image

boot kernel

Problem - driver not bound (4)

Showing the real error message!

```
$ dmesg | grep coin
```

```
...
```

```
qcom,pm8941-coincell
```

```
fc4cf000.spmi:pm8941@0:qcom,coincell@2800:
```

```
can't find 'qcom,rset-ohms' in DT block
```

```
qcom,pm8941-coincell:
```

```
probe of fc4cf000.spmi:pm8941@0:qcom,coincell@
```

```
failed with error -22
```


Problem - driver not bound (4)

can't find 'qcom,rset-ohms' in DT block

failed with error -22

The detailed message provides enough information to easily troubleshoot the problem.

FULL DISCLOSURE

skip

The `dev_err()` error report is present in the real driver.

For the example, I removed the `dev_err()` to show how important it is to clearly report errors that result in the probe failing.

Problem - driver not bound (4)

FIX and try again

Add property 'qcom,rset-ohms' to the pm8941_coince11 device tree node.

Lather, Rinse, Repeat

configure kernel

build kernel

build .dtb

create boot image

install boot image

boot kernel

FIXED - driver bound to device

```
$ dt_node_info coincell
```

```
==== devices
```

```
/sys/devices/platform/soc/fc4cf000.spmi/spmi-0/0-00/
```

```
==== nodes
```

```
/soc/spmi@fc4cf000/pm8941@0/qcom,coincell@2800 qcom,
```

```
==== nodes bound to a driver
```

```
/soc/spmi@fc4cf000/pm8941@0/qcom,coincell@2800 qcom,
```

```
==== nodes with a device
```

```
/soc/spmi@fc4cf000/pm8941@0/qcom,coincell@2800 qcom,
```

```
==== nodes not bound to a driver
```

```
==== nodes without a device
```

Lather, Rinse, Repeat

configure kernel
build kernel
build .dtb
create boot image
install boot image
boot kernel

occurred 9 times in the “Debugging Boot Problems” examples

Lather, Rinse, Repeat

skip

- configure kernel
- build kernel
- build .dtb
- create boot image*
- install boot image
- boot kernel

*On some systems, create boot image for a new .dtc is replaced by:

- copy .dtc to bootloader

Lather, Rinse, Repeat

The tools and methods I showed are reactive.

The debug process might be improved by static analysis tools.

Currently being discussed and developed.

More useful data: driver

skip

What bus was the driver registered for?

----- Target system -----

Kernel command line:

```
dyndbg="func bus_add_driver +p"
```

```
$ dmesg | grep "add driver"
```

```
bus: 'XXX': add driver ZZZ
```

Examples of bus type on next slide

More useful data: driver

skip

```
$ dmesg | grep "add driver"
bus: 'platform': add driver gcc-msm8974
bus: 'i2c': add driver dummy
bus: 'mdio_bus': add driver Generic PHY
bus: 'usb': add driver hub
bus: 'qcom_smd': add driver wcnss_ctrl
bus: 'spmi': add driver pmic-spmi
bus: 'scsi': add driver sd
bus: 'spi': add driver m25p80
bus: 'mmc': add driver mmcblk
bus: 'amba': add driver mmci-pl18x
bus: 'hid': add driver hid-generic
```

More useful data: driver

skip

Deferred probe issues

----- Target system -----

Kernel command line:

```
dyndbg="func deferred_probe_work_func +p"  
dyndbg="func driver_deferred_probe_add +p"  
dyndbg="func driver_deferred_probe_add +p"  
dyndbg="func driver_deferred_probe_del +p"
```

Typical driver binding patterns **skip**

Make these substitutions on the following slides

BUS --- the bus name

DEV --- the device name

DVR --- the driver name

Device Creation ---> probe

skip

create child: **NODE**

device: '**DEV**': device_add

bus: '**BUS**': driver_probe_device: matched device **DEV** with driver **DVR**

bus: '**BUS**': really_probe: probing driver **DVR** with device **DEV**

==== messages from driver probe function ====

driver: '**DVR**': driver_bound: bound to device '**DEV**'

bus: '**BUS**': really_probe: bound device **DEV** to driver **DVR**

Driver Register ---> probe

skip

bus: 'BUS': add driver DVR

bus: 'BUS': driver_probe_device: matched device DEV with driver DVR

bus: 'BUS': really_probe: probing driver DVR with device DEV

==== messages from driver probe function ====

driver: 'DVR': driver_bound: bound to device 'DEV'

bus: 'BUS': really_probe: bound device DEV to driver DVR

Deferred Probe ---> re-probe skip

bus: 'BUS': add driver DVR

device: 'DEV': device_add

bus: 'BUS': driver_probe_device: matched device DEV with DVR

bus: 'BUS': really_probe: probing driver DVR with device DEV

==== messages from driver probe function ====

BUS DEV: Driver DVR requests probe deferral

BUS DEV: Added to deferred list

BUS DEV: Retrying from deferred list

bus: 'BUS': driver_probe_device: matched DEV with driver DVR

bus: 'BUS': really_probe: probing driver DVR with device DEV

==== messages from driver probe function ====

driver: 'DVR': driver_bound: bound to device 'DEV'

bus: 'BUS': really_probe: bound device DEV to driver DVR

Useful data: device and driver skip

Summary:

dyndbg="func of_platform_bus_create +p"

dyndbg="func bus_add_driver +p"

dyndbg="func device_add +p"

dyndbg="func driver_probe_device +p"

dyndbg="func really_probe +p"

dyndbg="func driver_bound +p"

dyndbg="func deferred_probe_work_func +p"

dyndbg="func driver_deferred_probe_add +p"

dyndbg="func driver_deferred_probe_add +p"

dyndbg="func driver_deferred_probe_del +p"

Takeaway

`/proc/device-tree` and `/sys/devices` provide visibility into the state and data of

- Device Tree
- Devices
- Drivers

Takeaway

/proc/device-tree and /sys/devices provide visibility into the state and data of

- Device Tree
- Devices
- Drivers

dt_stat combines this information to provide several reports

dt_node_info packages the information from dt_stat in an easy to scan summary

Takeaway

kernel command line dyndbg options can provide a lot of information about what is causing device creation and driver binding errors.

Takeaway

Driver authors: if enough information is provided in error messages then DT source errors should be solvable without reading the driver source.

Review

Comparing device trees through the life cycle

- (skipped if short on time)
- transformations during build, boot loader, kernel boot, run-time
- dtdiff (patches required)

Kernel boot: device creation, driver binding

- dyndbg
- dt_stat
- dtdiff

Review - Why this talk?

At the end of this talk, you will know how to:

- debug some common device tree problems
- access data to support the debug process

Debugging some types of device tree problems will be easier.

THE END

Thank you for your attention...

Questions?

Resources

Resources for "Solving Device Tree Issues" talk,
Embedded Linux Conference Europe - October 6, 2015

http://elinux.org/Device_Tree_frowand

More detailed information on how to perform the tasks in this talk

Device Tree For Dummies, Thomas Pettazzoni, ELC 2014

http://elinux.org/images/f/f9/Petazzoni-device-tree-dummies_0.pdf

devicetree: Kernel Internals and Practical Troubleshooting
Frank Rowand, ELCE 2014

http://elinux.org/ELC_Europe_2014_Presentations

How to get a copy of the slides

- 1) leave a business card with me
 - 2) frank.rowand@sonymobile.com
 - 3) http://elinux.org/Device_Tree
 - 4) <http://events.linuxfoundation.org>
-